September 11, 2024

To,
The Corporate Relations Department,
The National Stock Exchange of India Limited,
Exchange Plaza, 5th Floor,
Plot No. C/1, G-Block, Bandra-Kurla Complex,
Bandra (East), Mumbai - 400051.

To,
The Corporate Relations Department,
Department of Corporate Services,
BSE Limited,
25th Floor, Phiroze Jeejeebhoy Towers,
Dalal Street, Mumbai - 400001.

Re: Script Symbol "EMBASSY", Scrip Code 542602 and Scrip Code 973434, 973545, 973546, 973910, 974885, 975051, 975056 and 975311(NCDs) and Scrip Code 726240 (CPs).

Dear Sir/Madam,

Subject: Hosted a meeting with retail investors in Nagpur on September 11, 2024

We hereby inform you that members from the management team of Embassy Office Parks Management Services Private Limited, Manager to Embassy Office Parks REIT, hosted a meeting with domestic retail investors on 'India REIT Primer' in Nagpur on September 11, 2024. The details of the event is set out below:

Date	Agenda	Format	Attendees / Presenter
September 11, 2024	India REIT Primer	Meeting with Domestic Retail Investors	Senior Management Personnel

Thanking you,

For and on behalf of **Embassy Office Parks REIT** acting through its Manager, **Embassy Office Parks Management Services Private Limited**

VINITHA ARAVIND MENON
Digitally signed by VINITHA ARAVIND MENON
Date: 2024.09.11 17:59:51 +05'30'

Vinitha Menon
Head - Company Secretary and Compliance Officer
A25036

EMBASSY REIT | RETAIL INVESTOR MEET | SEPTEMBER 2024

What is a REIT?

- REIT stands for Real Estate Investment Trust, a product globally accepted for 60+ years
- REITs allows investors to buy ownership in commercial real estate (offices, hotels, retail, industrial, healthcare) through a publicly traded unit
- REITs are tax efficient vehicles that distribute majority of their cash flows as distributions
- REITs provide stable distribution yields with a capital appreciation opportunity inbuilt

Why were Indian REITs created?

- Historically, Indian real estate has been illiquid and primarily residential-focused
- REITs have been able to fill this gap by providing retail investors a perfect investment vehicle to invest in commercial real estate without actually having to buy, own and manage a physical real estate asset

Why Invest in Indian REITs?

- Accessibility - Ownership in professionally managed real estate assets, even with a small capital outlay
- Transparency - Strong governance framework and disclosure requirements prescribed by SEBI
- Liquidity - REIT units are freely traded in stock markets like equity shares
- Tax-efficient Yields - Required to distribute at least 90% of cash flows semi-annually; distributions are typically consistent and tax-efficient
- Growth - Participation in potential capital appreciation of REIT units from organic or inorganic growth
- Diversification - Investment in a high-quality diversified portfolio across sectors and cities

Who can invest in Indian REITs?

- Any investor (domestic/ foreign/ retail/ institutional) can buy REIT units in India, through a demat account
- No minimum trading lot size; can invest as low as ₹150 - ₹400 per unit

Indian REIT landscape:

- 4 listed REITs – Embassy REIT, Mindspace REIT, Brookfield India Trust, Nexus Select Trust (in the order of listing)
- Combined market cap of over ₹90,000 crores
- Combined distributions of over ₹18,300 crores since April 2019, higher than the entire Nifty Realty index distributions
- Combined portfolio of ~125 million square feet

Embassy REIT overview:

- Ticker: Embassy Office Parks REIT (NSE: EMBASSY / BSE: 542602)
- India's first listed REIT and the largest office REIT in Asia by area
- Market cap: ~₹37,000 crores, 92% Free Float
- Portfolio: 51 msf across 14 commercial offices in 5 gateway cities (Bangalore, Mumbai, Pune, Noida, Chennai)
- Tenant base: 258 corporates, 81% of gross rents from multinationals and 46% from Fortune 500 companies
- Investor base: 100,000+; Distributed over ₹10,000 crores since IPO in April 2019
- Business performance (Q1 FY2025):
    - Total leasing: 1.9 msf
    - Revenues: ₹934 crores
    - Net operating income: ₹758 crores
    - Distributions: ₹531 crores or ₹5.60 per unit
- Last 5 Years Annualized Pre-tax Total Return: 11.6%

Disclaimer

This is for general information purposes only and does not constitute or form part of any offer, invitation, or recommendation to purchase or subscribe for any units or other securities in India or outside India. The distribution of this material in certain jurisdictions may be restricted by law. Certain information presented herein is based on management information, assumptions and estimates and is not audited or reviewed by an auditor or based on applicable accounting principles. The reader should not consider such items as an alternative to the historical financial results or other indicators of the Embassy REIT's profit, cash flows or distribution based on any accounting standards. This material and any of its contents do not provide for and should not be construed as any assurance or guarantee of returns or distribution to investors or the trading price of the units. No representation or warranty is made nor any liability accepted with respect to the fairness or completeness of the contents herein. Readers should conduct their own analysis and form their own view of the market position, business, and performance of the Embassy REIT. Operational and financial data as of June 30, 2024. Market data based on NSE closing price as of August 30, 2024.

Embassy Office Parks REIT

India REIT Primer

September 2024

EMBASSY REIT

CELEBRATING 5 YEARS

Introduction to REITs

Central Garden, Embassy TechVillage, Bangalore

What is a REIT?

REITs, a globally accepted asset class, provide regular yield with steady capital appreciation via increasing property valuation

- **REIT stands for Real Estate Investment Trust**
- **REITs own, operate and/or manage income or rent generating real estate assets**
- **REITs allow investors to buy ownership in commercial real estate through a publicly traded unit**
- **REITs are tax efficient vehicles that are required to distribute majority of their cash flows(1)**
- **REITs provide consistent distribution yields with an in-built capital appreciation potential**

Note:
(1) Refers to Net Distributable Cash Flows (NDCF)

REITs: Globally Accepted For 60+ Years

History of REIT Launches in Major Economies

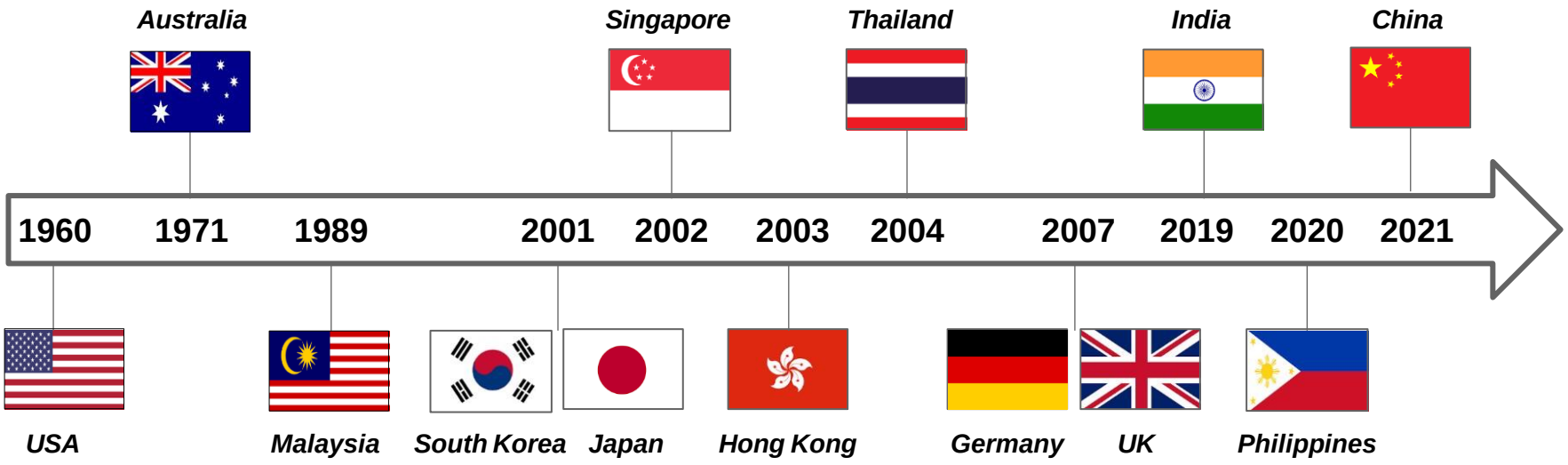

1,000+

REITs launched globally

~$1.9 trillion

Value of listed REITs

61%

Global real estate market cap contributed by REITs

Source: NAREIT, Wall street research, EPRA (data as of June 2024)

Potential for REITs in India

Globally around 61% of listed real estate value is attributable to REITs vs 12% in India

Contribution of REITs to Listed Real Estate Market Cap (%)

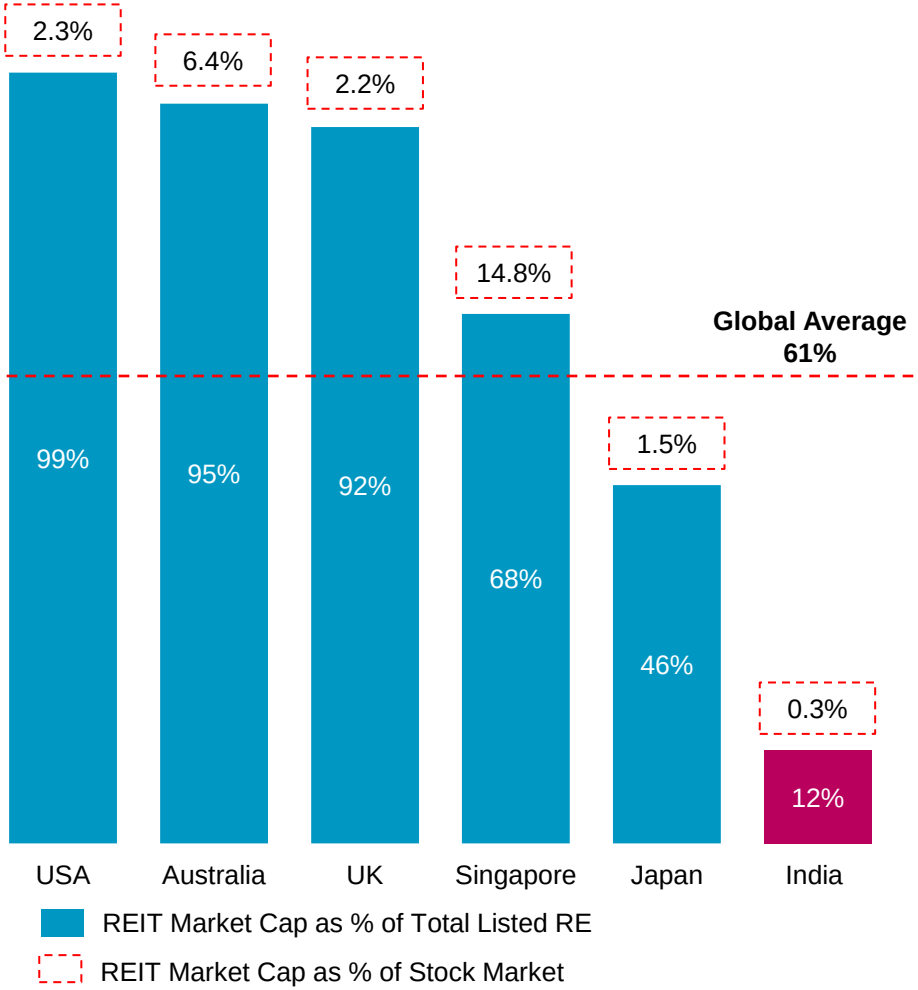

US REITs – Sector Breakdown[1]

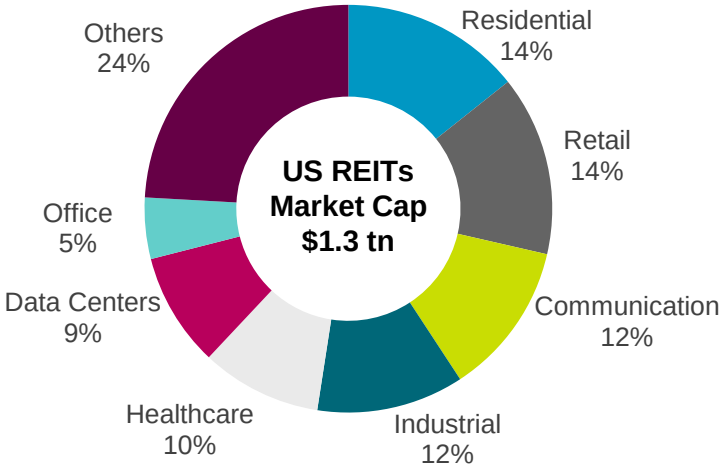

India REITs – Sector Breakdown[2]

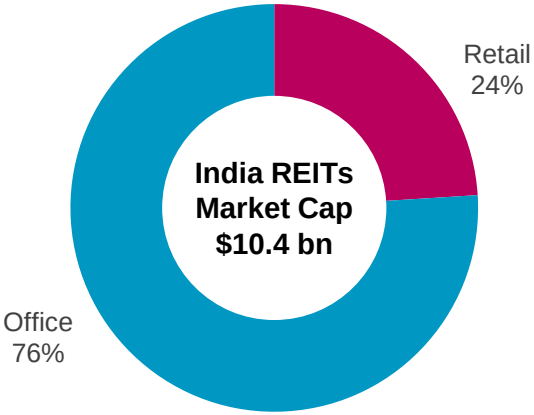

Notes: Source: NAREIT, EPRA (data as of June 2024)
1) Other REIT sectors include Self Storage, Mortgage, Gaming, Lodging, Timberland & Diversified
2) Market capitalization as on June 28, 2024, for Embassy REIT, Mindspace REIT, Brookfield REIT & Nexus Select Trust

Indian REIT Landscape

4
Listed Indian REITs
(3 Office, 1 Retail)

125 msf
Area Across India's Top Commercial Real Estate Markets

₹90,000+ crs
Total Market Capitalization(1)

₹18,300+ crs
Total Distributions

FTSE, MSCI & S&P
Included in multiple equity indices

2.5 lakh+
Unitholders

Notes: Source: Company Filings. All data as on June 30, 2024
(1) Market Capitalization of Indian REITs basis NSE closing price on August 30, 2024

What Assets Can an Indian REIT Own?

PERMITTED

Commercial Sectors

Offices, hotels, retail, data centers, healthcare

Min. 80%

completed & rent or income generating assets

NOT PERMITTED

NOT PERMITTED

Residential (houses, apartments)

Speculative landbank

Conservative Debt Limit

Unitholder approval for consolidated debt to go above 25%

Regulatory limit at 49%

Why Invest in Indian REITs?

Accessibility

Ownership in professionally-managed real estate assets, even with a small capital outlay

Transparency

Strong governance framework and disclosure requirements prescribed by SEBI

Liquidity

REIT units are freely traded in stock markets like equity shares

Tax-efficient Yields

Required to distribute at least 90% of cash flows semi-annually; distributions are typically consistent and tax-efficient

Growth

Participation in potential capital appreciation of REIT units from organic or inorganic growth

Diversification

Investment in a high-quality diversified portfolio across sectors and cities

REITs vs Fractional Ownership

	REITs	Fractional Ownership
Liquidity	**High** ▶ Can buy/sell single unit at any time like any equity share	**Low** ▶ Large ticket prices ▶ Lock-in periods
Governance	**High** ▶ Board of Directors ▶ Unitholders approvals ▶ Debt covenants	**Low** ▶ Low governance ▶ No mechanism for recourse
Disclosure	**High** ▶ Quarterly reporting ▶ Annual / Semi-annual reports	**Low** ▶ Limited reporting ▶ Lacks transparency
Risks	**Low** ▶ 100% rents collected, even in pandemic ▶ AAA/Stable rated balance sheet ▶ Low leverage	**High** ▶ Fully vacant building ▶ Dependent on equity investors
Expertise of Management	**High**	**Low**
Regulations	Highly regulated	Unorganized

Embassy REIT Overview

Embassy TechZone, Pune

Who We Are: Quick Facts

Embassy REIT is India's first listed REIT and the largest office REIT in Asia by area. It owns and operates a commercial office portfolio across 5 major cities in India

51.0 msf[1]	**258**	**85%**
Portfolio	Blue-chip occupiers	Occupancy
14	**1,614**[2]	**100 MW**
Commercial Offices	Hotel Keys	Solar Park
9%	**46%**	**7.6 Years**
Mark-to-Market Upside	Gross Rents from Fortune 500 occupiers	WALE
₹758 crs	**₹531 crs**	**32%**
Q1 FY2025 Net Operating Income	Q1 FY2025 Distributions	Net Debt to GAV

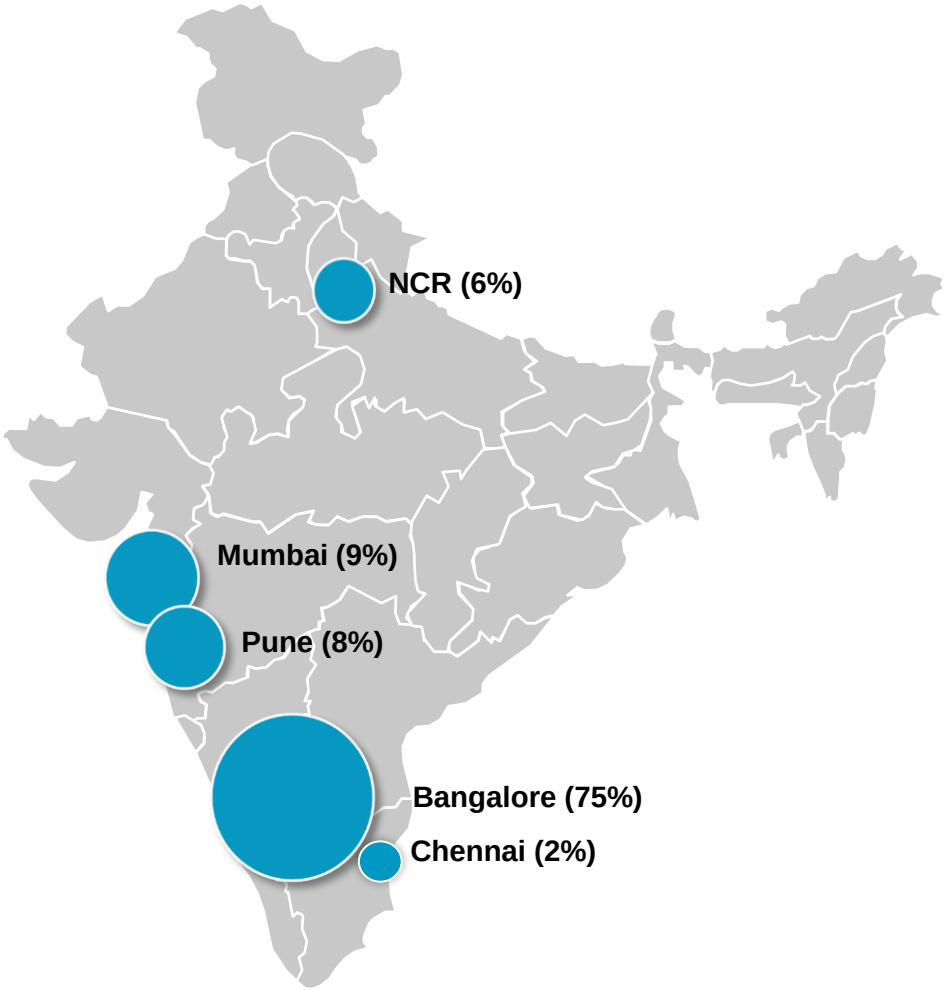

Notes: City wise split by % of Gross Asset Value (GAV). GAV considered per March 31, 2024, valuation of the portfolio (excluding ESTZ) undertaken by Ms. L. Anuradha, in conjunction with Independent property consultant review services undertaken by C&W. GAV of recently acquired ESTZ considered as per March 31, 2024 valuation undertaken by the same valuer and aggregated with the rest of the portfolio. Valuation exercise undertaken semi-annually

(1) Comprises 37.7 msf completed, 8.6 msf under construction and 4.8 msf future development

(2) Includes 1096 completed keys, 518 under construction keys and proposed future development

High Quality, Diversified Occupier Base

GCCs and Tech occupiers constitute over 70% of our total occupier base, which now boasts of 258 marquee names

Industry Diversification

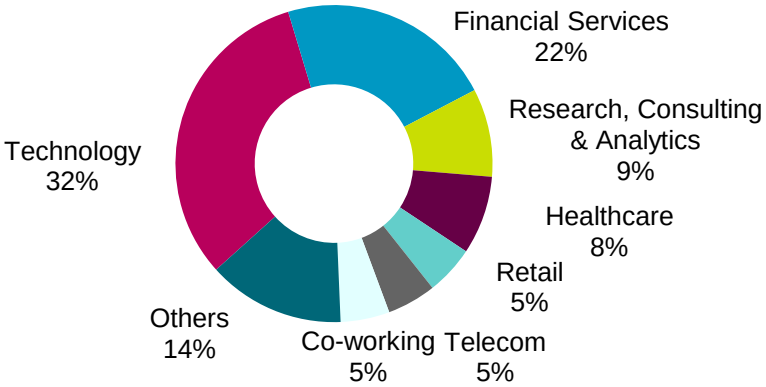

Top 5 Occupiers	Sector	% of Rentals
Global Technology and Consulting Major	Technology	6.9%
JP Morgan	Financial Services	5.6%
ANSR	Consulting	4.2%
A Large US Bank	Financial Services	3.6%
Cognizant	Technology	3.5%
Total		**23.8%**

Key Occupiers

Google, novo nordisk, Eli Lilly, arm, JP Morgan, Fidelity International, DBS, PHILIPS, Flipkart, ansr Better Outcomes, Jefferies, AstraZeneca, VOLVO, LOWE'S, HALLIBURTON, SONY MUSIC, SAMSUNG HEAVY INDUSTRIES INDIA, CISCO, wework

▶ **7 of the top 20 largest global companies by market capitalization(2) are our occupiers**

Notes: Actual legal entity name of occupiers may differ
(1) Represents industry diversification percentages based on Embassy REIT's share of gross rentals
(2) Market capitalization as of June 30, 2024

Indian Commercial Office Snapshot

India office sector continues to grow exponentially, led by offshoring demand from global captives attracted to India due to the dual structural drivers of cost efficiency and abundant STEM talent

~800 msf
Total Grade A Stock in India[1]

380 msf
REIT Potential Stock in India[2]

~30%
Total Office Stock in Bangalore

~115 msf
Currently owned by REITs[3]

India's Dual Structural Advantage Continues[4,5]

28 years
India's median age, favorable demographics vs global peers

2.5 mn+
STEM graduates in 2023

1/10th
Avg. salary vs global tech professionals

~$1-2 psf
Monthly office rents in gateway cities

Evolution of GCCs in India[4,6]

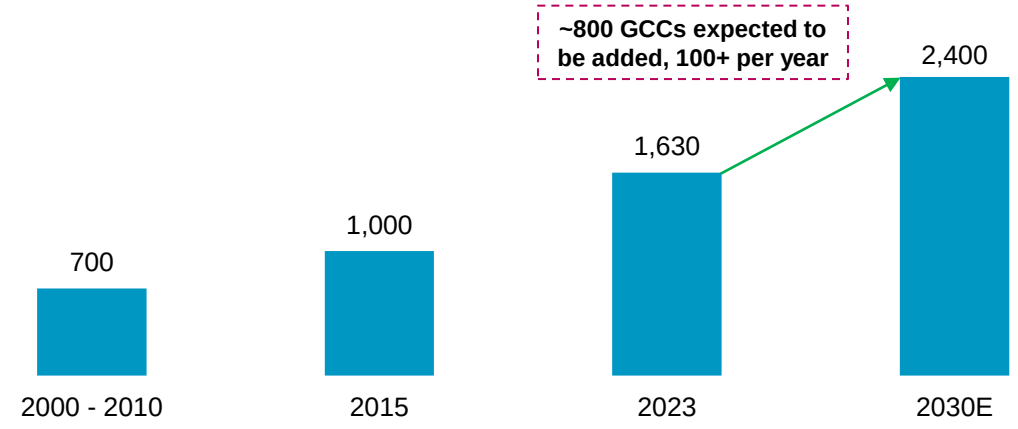

Notes:
(1) Source: CBRE
(2) Source: Colliers, June 2023
(3) Refers to office portfolio of all 4 listed REITs as per latest disclosures on respective company websites
(4) NASSCOM: 'Technology Sector in India, A Strategic Review', Feb 2024; 'GCC 4.0 India Redefining Globalization Blueprint', Jun 2023
(5) Source: Morgan Stanley: 'The New India: Why This Is India's Decade', October 2022
(6) EY: 'Future of GCCs in India', Jun, 2023

Multiple Embedded Growth Levers

Strong embedded growth levers in the business give a clear pathway to deliver DPU growth

5.8 msf	▶ Vacant area lease-up – occupancy expected to stabilize at pre-Covid levels of mid-90s in the next few years
8.6 msf	▶ New developments over the next 4 years – around ₹1,000 crs of expected stabilized NOI at ~20% NOI yields
~5% p.a.	▶ Contracted escalations (~15% every 3 years)
14%	▶ Mark-to-market potential on upcoming 4 years' expiries to aid in portfolio rent growth
5 msf+	▶ Indicative ROFO opportunities and other growth pipeline[2,3]

Notes:
(1) Figures above are indicative only. There can be no assurance that they can be achieved
(2) Pipeline and opportunities are indicative only. There can be no assurance that above opportunities or other pipeline opportunities will materialize in current form or at all or result in transactions
(3) Pursuant to the letter agreement dated 17 November 2020 ('Letter Agreement') between Embassy Office Parks Management Services Limited, Embassy Commercial Projects (Whitefield) Private Limited ('Embassy Whitefield'), Amita Garg, Vasudev Garg, Chaitanya Garg and Radhika Garg (collectively, the 'Gargs') and other shareholders of Embassy Whitefield, Embassy REIT received an invitation to offer for the acquisition of equity shares and compulsorily convertible debentures aggregating to 26% of the of equity share capital and voting rights (on a fully diluted basis) of Embassy Whitefield on behalf of the Gargs. Embassy REIT is unable to evaluate the invitation to offer in the absence of certain critical information regarding Embassy Whitefield

Expanding Unitholder Base

Unitholder base crossed the 100k mark during the quarter. Public float of 92% is well distributed among foreign and domestic institutions and retail unitholders

Well-diversified Investor Base

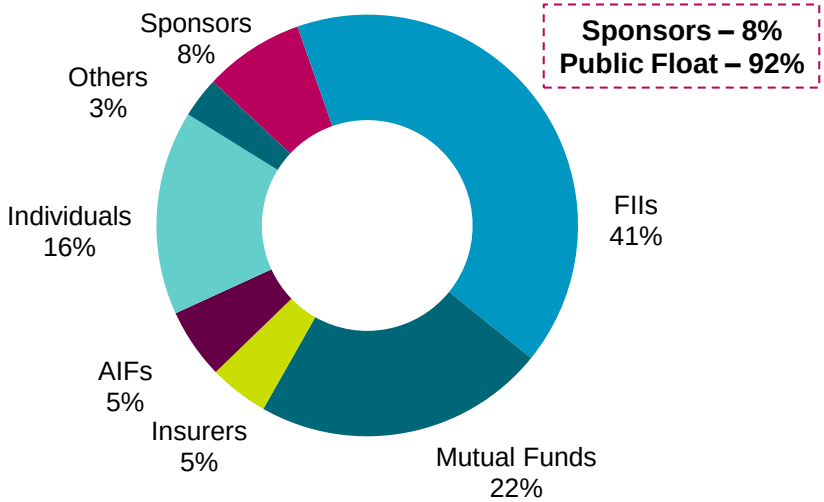

Top Institutional Investors

FIIs	▶ Capital Group ▶ Bain Capital ▶ The Vanguard Group ▶ BlackRock ▶ Fidelity International ▶ Fidelity Management and Research
DIIs	▶ ICICI Prudential Mutual Fund ▶ HDFC Mutual Fund ▶ SBI Mutual Fund
AIFs	▶ Kotak Real Estate Fund

Increasing Acceptance of REIT as an Investment Class

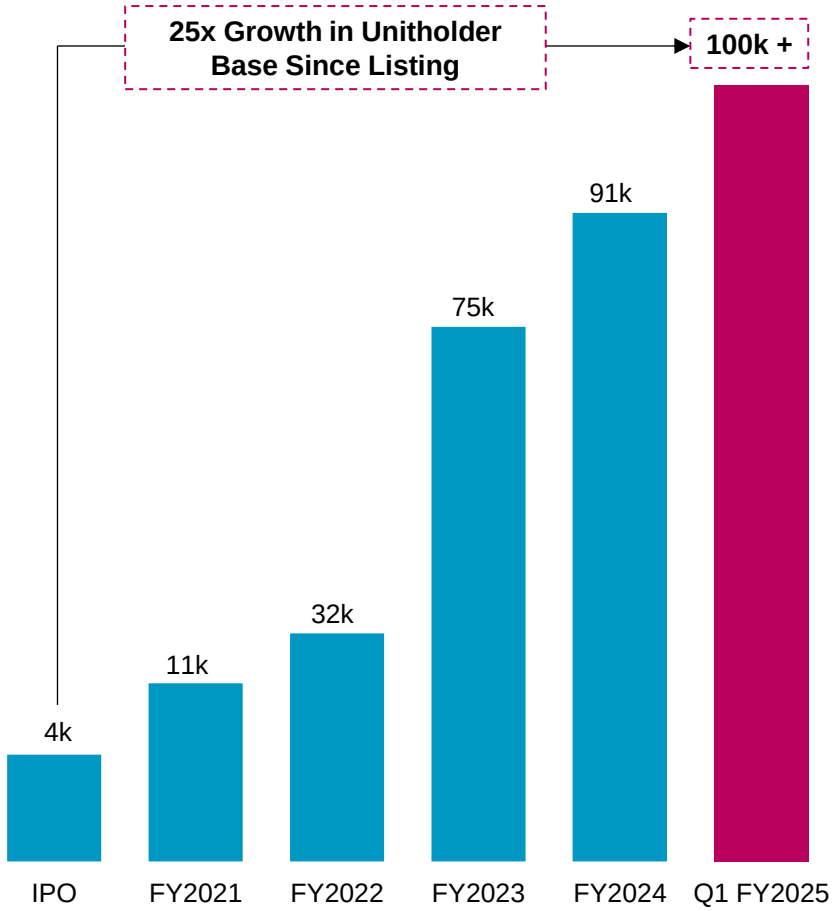

Notes:
(1) Refers to unitholding base as of Jun 28, 2024. Actual fund names may differ
(2) FIIs - Foreign institutional investors, MFs – Mutual Funds, Insurers – Insurance Companies, AIFs - Alternative Investment Funds, Others – Trusts, Non Resident Indians, Clearing Members and Body Corporates

Delivering on Distributions

Consistently delivered 100% payout for 21 quarters, cumulative distributions of over ₹10,000 crores since listing. Tax efficient distributions, with a significant proportion tax free for unitholders

Consistent 100% Distributions Since Listing (₹/Unit)

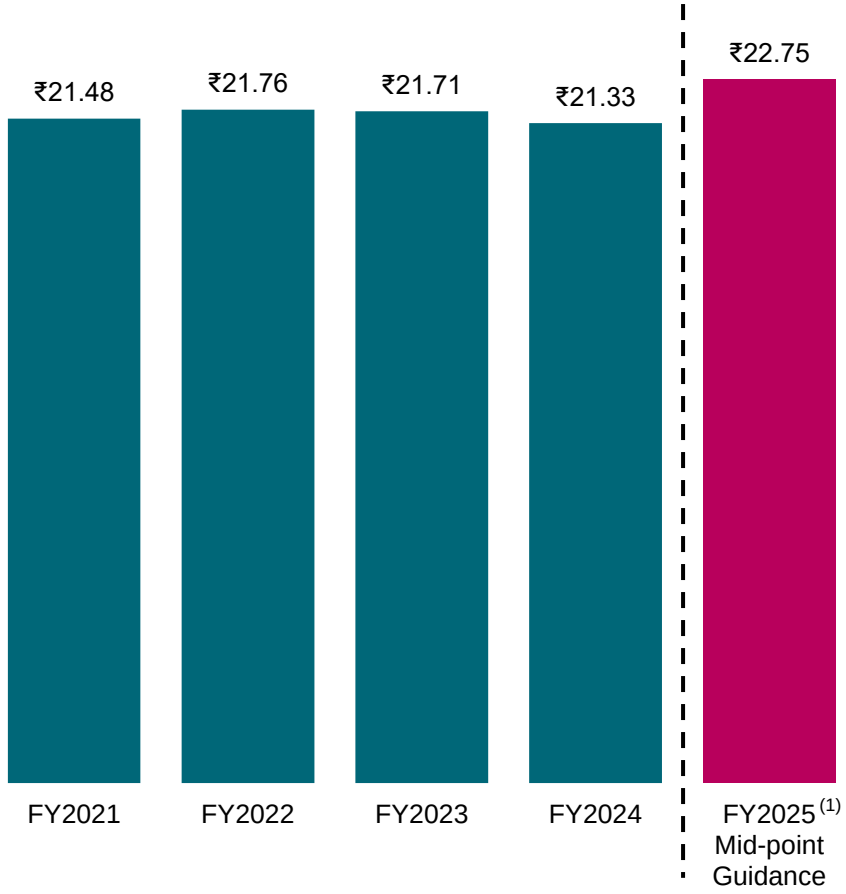

Distribution Mix (Q1 FY2025)

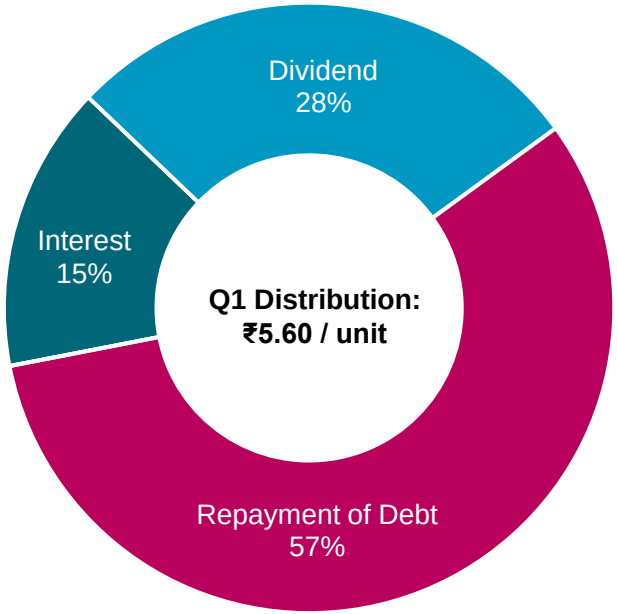

Notes:

(1) Refers to the guidance for FY2025 at the mid-point. Guidance for FY2025 is based on our current view of existing market conditions and certain key assumptions for the year ending March 31, 2025. This does not include the impact of any fresh issue of units by the Embassy REIT. Guidance is not reviewed or audited or based on GAAP, Ind AS or any other internationally accepted accounting principles and should not be considered as an alternative to the historical financial results or other indicators of the Embassy REIT's financial performance based on Ind AS or any GAAP. There can be no assurance that actual amounts will not be materially higher or lower than these expectations. In particular, there are significant risks and uncertainties related to the scope, severity and duration of the global macro-economic conditions and the direct and indirect economic effects of the same on the Embassy REIT, our assets and on our occupiers

Attractive Post-Tax Yield Coupled with Capital Appreciation

Last 5-Year Total Returns (Annualized) %

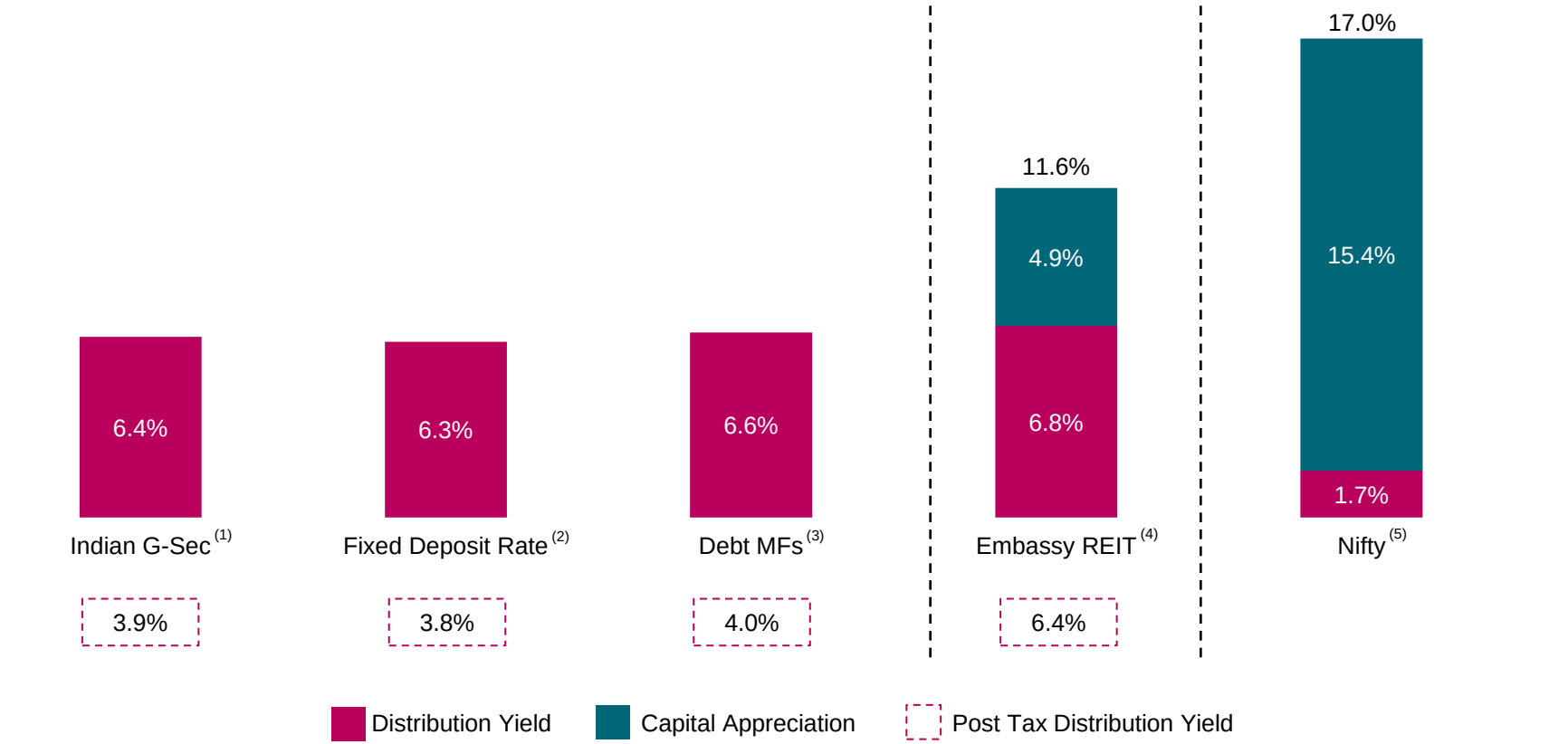

Lower Risk / Return ***Higher Risk / Return***

Debt Product ***Equity Product***

Notes: Source: Bloomberg, SBI, AMFI
(1) Refers to the Indian 5-year G-Sec yield on August 30, 2019
(2) Refers to SBI bank domestic term deposit rate for 5-10 years (for less than ₹2 crores) as on August 26, 2019
(3) Refers to the average 5-year returns of all open-ended long duration debt mutual funds as on August 30, 2024
(4) Performance is calculated basis XIRR. Distribution yield and capital appreciation computed on the basis of total distributions paid out since listing, IPO price of ₹300 and NSE closing price as of August 30, 2024. Post tax distribution yield is calculated assuming 39% tax rate and interest component of the distribution which is taxable (considering Q1 FY2025 distribution split where interest component is 15%)
(5) Nifty – Annualized returns for last 5 years as on August 30, 2024
(6) Tax rate of 39% (Maximum Marginal Tax Rate) considered for calculating all post tax distribution yields

Appendix

Embassy Manyata, Bangalore

Indian REITs: Highly Regulated and Strong Corporate Governance

India REITs have to adhere to a strong SEBI regulatory framework aimed at protecting unitholder value

Low Risk Structure

- At least 80% of rent/income generating assets
- Minimum 90% of NDCF to be distributed semi-annually

Low Debt

- Debt cannot exceed 49% of asset value
- Unitholder approval for consolidated debt to go above 25%

Related Party Transaction Safeguards

- Sponsors prohibited from voting
- Acquisition / sale price to be within 10% range of average independent valuations

Corporate Governance

- 50% independent directors on the Board
- Unitholder's approval required on critical matters

Who can Invest in Indian REITs?

- Any investor (domestic / FPI / retail / institutional) can buy REIT units in India

- No minimum trading lot size; can invest in single unit of REITs

- Investors can purchase REIT units through a demat account, similar to how they would purchase shares in a listed company

- Indian REIT units can be bought / sold freely on either NSE or BSE – either online or through a broker

- Investors can also buy REIT units through participation in REIT IPO and through open market

Listed REIT Landscape in India

	Embassy REIT	Mindspace REIT	Brookfield India REIT	Nexus Select Trust REIT
Ticker (NSE)	EMBASSY	MINDSPACE	BIRET	NXST
Ticker (BSE)	542602	543217	543261	543913
Listing Date	April 01, 2019	August 07, 2020	February 16, 2021	May 19, 2023
Market Capitalization(1)	₹36,792 crs	₹20,093 crs	₹12,776 crs	₹20,948 crs
Geographic Focus	Bengaluru, Mumbai, Pune, Noida, Chennai	Mumbai, Hyderabad, Pune, Chennai	Mumbai, Gurgaon, Noida, Kolkata	Across key cities in India
Asset Type	Office	Office	Office	Retail
Total Area	51.0 msf	33.6 msf	28.8 msf	11.2 msf(2)
Completed Area	37.7 msf	26.3 msf	24.2 msf	11.2 msf(2)
Sponsor Ownership	8% (Blackstone, Embassy Group)	63% (K Raheja Corp)	40% (Brookfield)	43% (Blackstone)

Notes: All data as of June 30, 2024 (unless specified otherwise), based on latest available results on respective company websites
(1) Basis NSE closing price on August 30, 2024
(2) Includes 9.9 msf retail and 1.3 msf office portfolio

Simple REIT Business Model

	Grade A Office Rents	▶ **Paid by the world's best companies**
(+)	Income from Amenities / Maintenance	▶ **Hotel / Renewable Energy**
(-)	Property Tax, Maintenance, Insurance	▶ **Cost of running buildings**
	Net Operating Income (NOI)	▶ **Commercial office margins of ~85%**
(-)	Operating Expenses	▶ **Employee and G&A costs**
(-)	Interest Cost, Taxes	▶ **AAA Balance Sheet and minimal tax impact**
	Profit After Tax (PAT)	▶ **REIT delivers NDCF and not PAT**
(+)	Depreciation / other	▶ **Non-cash Items**
	Net Distributable Cash Flows (NDCF)	▶ **Required to pay at least 90% to unitholders**

Continued Leasing Momentum

Leased 1.9 msf across 22 deals in Q1 at 11% leasing spreads. Jun'24 Occupancy at 85% on a portfolio level and 86% on same store basis

1.9 msf
Total Lease-up across 22 deals[1]

0.7 msf
New Lease-up at 12% Re-leasing Spreads

0.6 msf
Pre-commitments in Bangalore

0.6 msf
Renewed at 9% Renewal Spreads

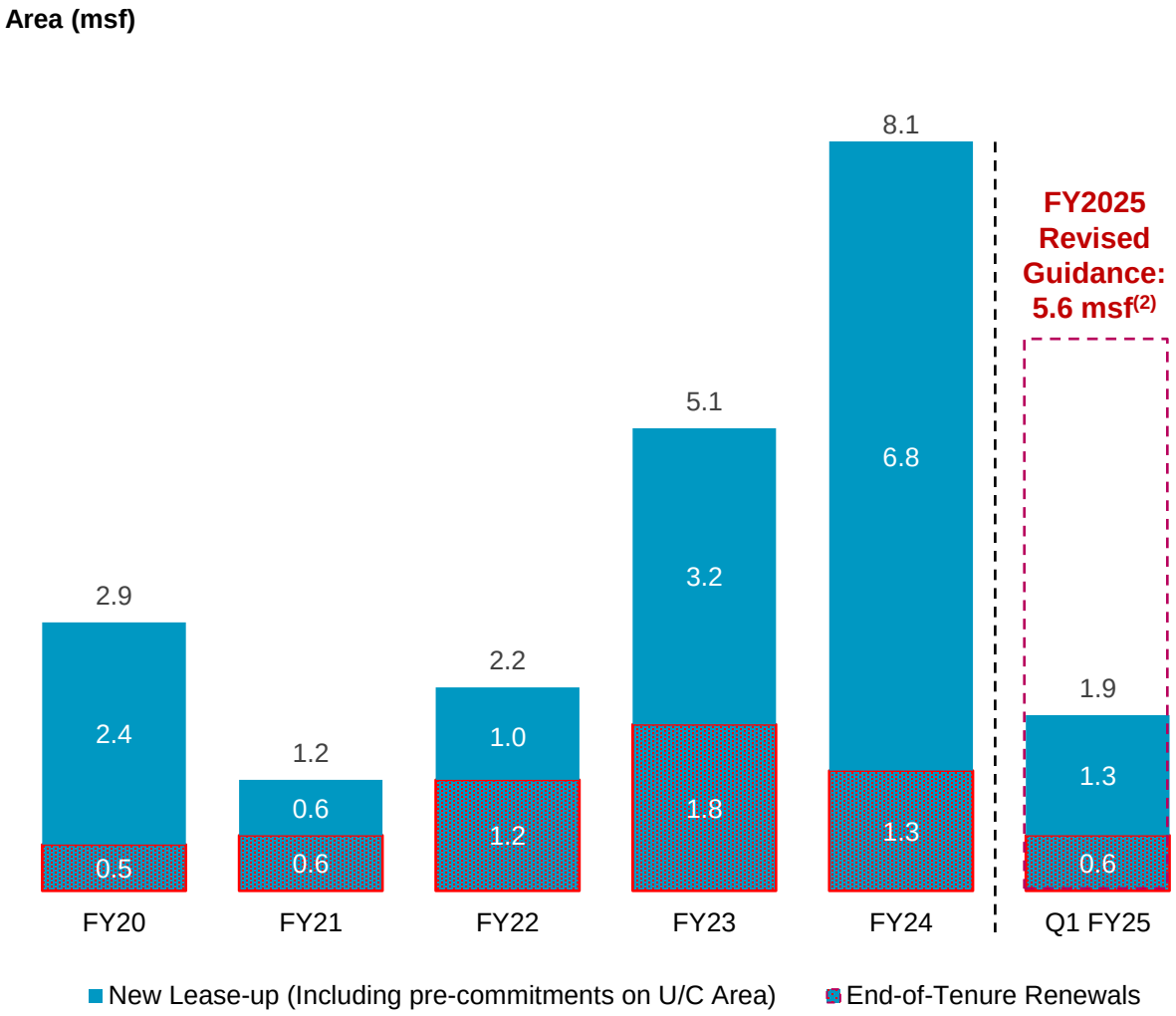

Notes:
(1) Total leases comprises of new lease-up, pre-commitment in under development properties, end-of-tenure renewals and early renewals. End-of-tenure renewals exclude rolling renewals
(2) Leasing Guidance revised from 5.4 msf to 5.6 msf, post factoring early renewals of 0.2 msf signed during the quarter

Upcoming Deliveries in Next 2 Years

15% area expansion with 5.8 msf deliveries scheduled till end of FY2026. Of this, c.70%[1] is already pre-leased to marquee tenants

Delivery in FY2025

Embassy Manyata – M3 Block B (0.6 msf)

100% Pre-leased to ANZ

Embassy TechVillage – Block 8 (1.9 msf)

76% Pre-leased[1] to JP Morgan and a US-based Tech Co.

Delivery in FY2026

Embassy Manyata – L4 Block (0.8 msf)

100% Pre-leased[2] to an American Retail Major

Embassy Manyata – Blocks D1 & D2 (1.4 msf)

78% Pre-leased[1,2] to an Australian Banking Major

Notes:
(1) Includes expansion option of 275k sf available with US-based Tech Company in Embassy TechVillage and expansion option of 313k sf available with Australian Banking Major in Embassy Manyata
(2) LOI signed and ATL underway

Delivering Growth on all Financial Metrices

Q1 Revenue up 2% YoY and NOI up 3% YoY, with commercial office segment NOI up 4% YoY. Efficient flowthrough with distributions of ₹531 crs or ₹5.60 per unit, up 4% YoY and 7% QoQ

Revenue (₹ crs)

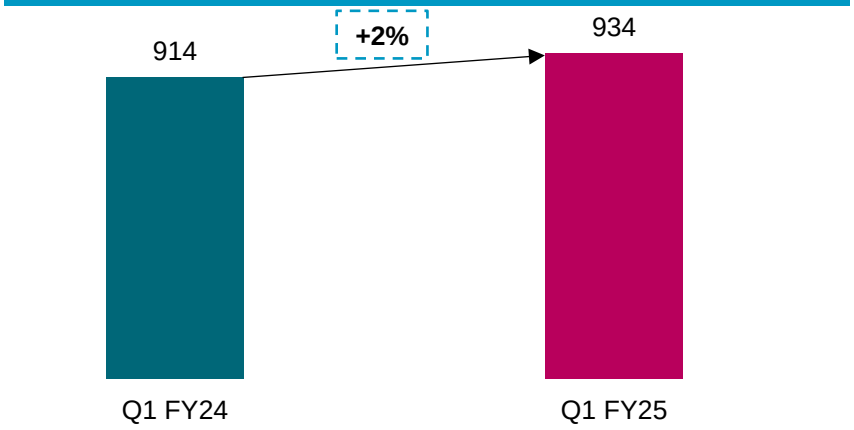

NOI (₹ crs)

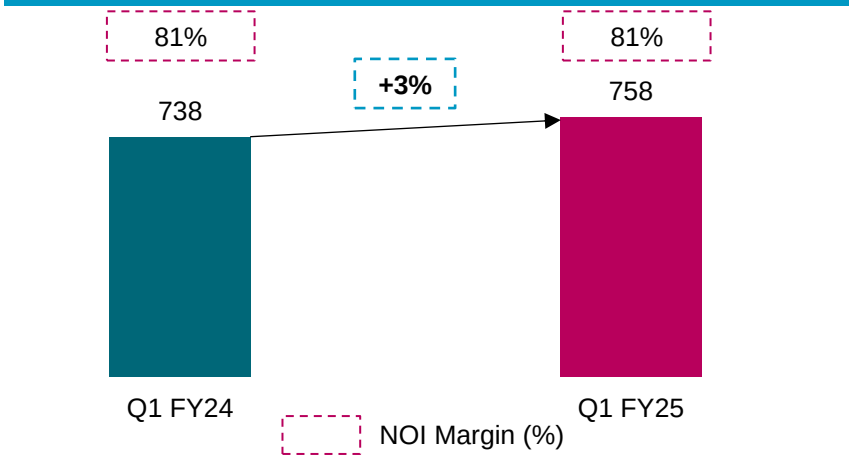

EBITDA (₹ crs)

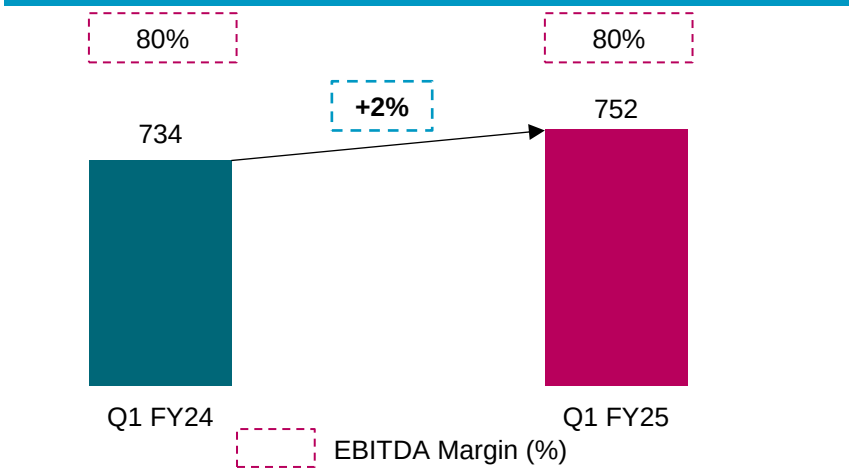

Distributions (₹ crs)

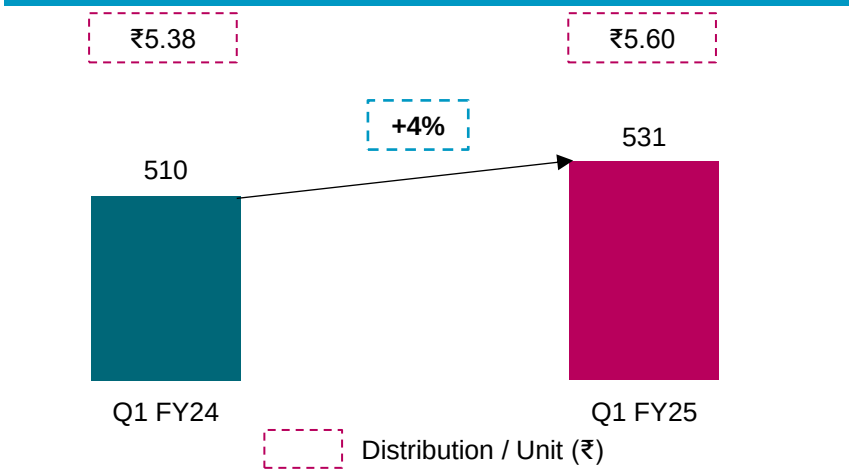

Notes:

(1) Above financial results exclude Revenue, NOI and EBITDA from Embassy GolfLinks since Embassy REIT owns 50% economic interest in GLSP

(2) Above financials include 61% proportionate lease revenue share of ESTZ and 100% common area maintenance services. ESNP was acquired on 3 June 2024 by Embassy REIT. ESNP has been consolidated from 1 June 2024, a date close to the acquisition date, as there are no significant transactions or events that have occurred between 1 June 2024 and 3 June 2024 and the effect thereof is not considered to be material to the results for the quarter ended 30 June 2024

Active Development Pipeline

8.6 msf active developments at ~20% expected yield on cost. 100% of our developments in Bangalore and Chennai, both amongst top 3 Indian cities[1] in terms of absorption and annual rent growth

Development Pipeline[2] (msf)

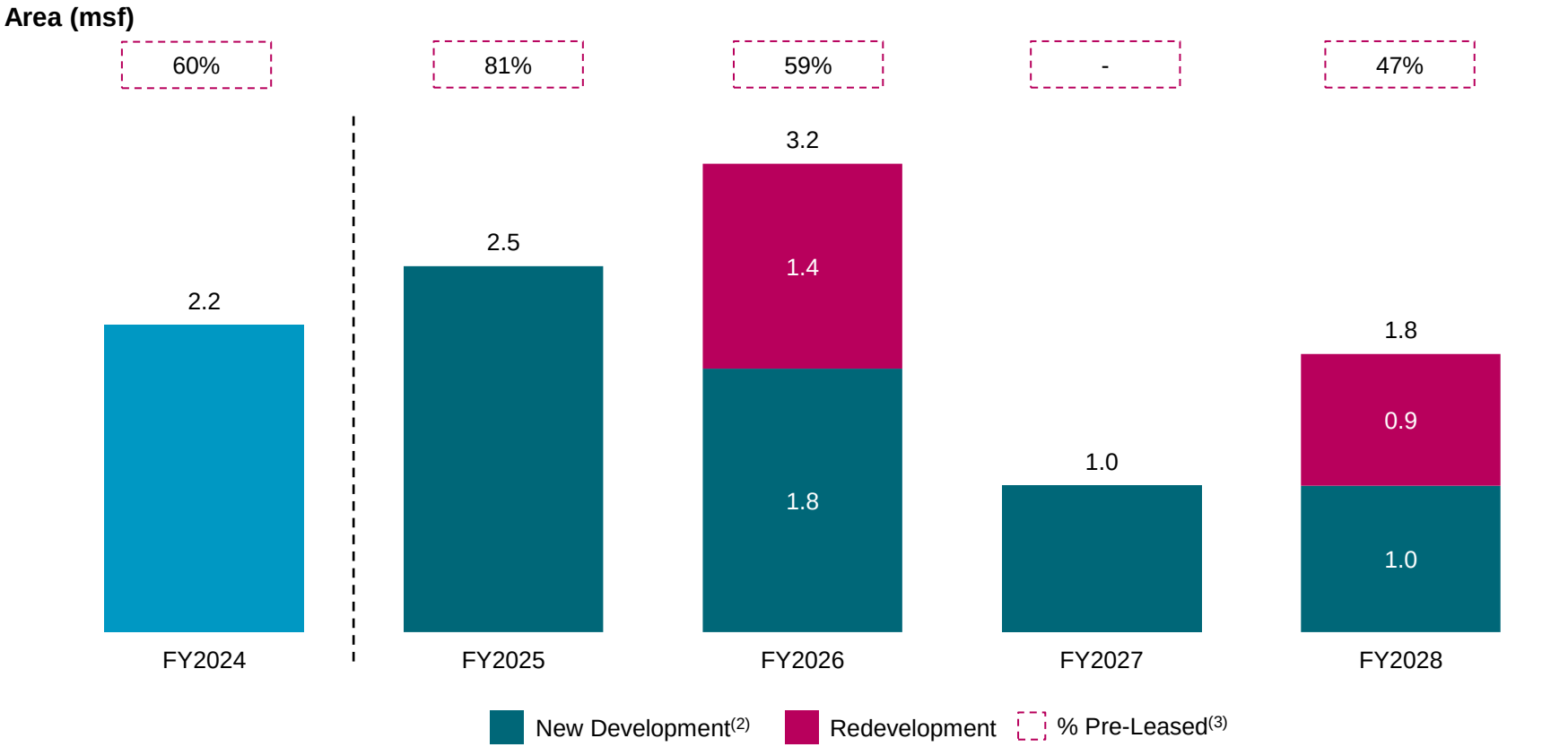

- **~₹4,600 crs capex for office development and ~₹1,000 crs incremental NOI upon stabilization, implying ~20% yields**
- **5.8 msf project deliveries till end of FY26 to result in ~15% area expansion, ~70% already pre-leased[3] to marquee tenants**

Notes:
(1) Based on Q2 CY2024 absorption and YoY rental growth. Source: CBRE estimates
(2) Excludes 518 key Hilton hotels at Embassy TechVillage
(3) Includes expansion option of 275k sf available with US-based Tech Company in Embassy TechVillage, expansion option of 313k sf available with Australian Banking Major in Embassy Manyata, and expansion option of 250k sf available with a global bank in Embassy Manyata. LOI signed and ATL underway for 3 pre-leases

Well-Diversified Debt Book

Total debt book of ₹18k crores well-balanced across diverse investor pools, debt instruments and tenures

32%
Leverage[1]

7.8%
Average Debt Cost

AAA / Stable
Dual Credit Ratings

~₹9,600 crs
Proforma Debt Headroom

Diversified Investor Pools

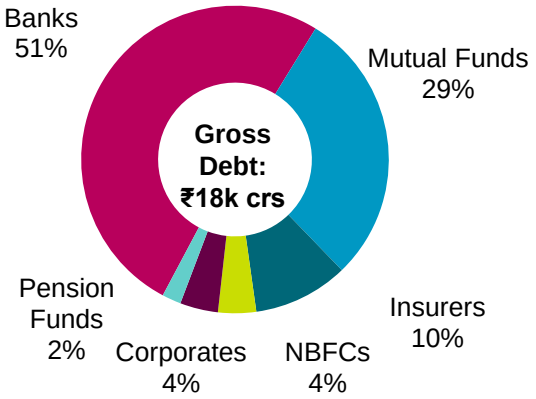

Diversified Debt Composition

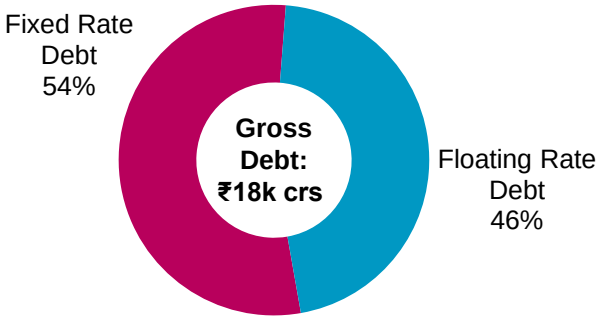

Staggered Debt Maturity

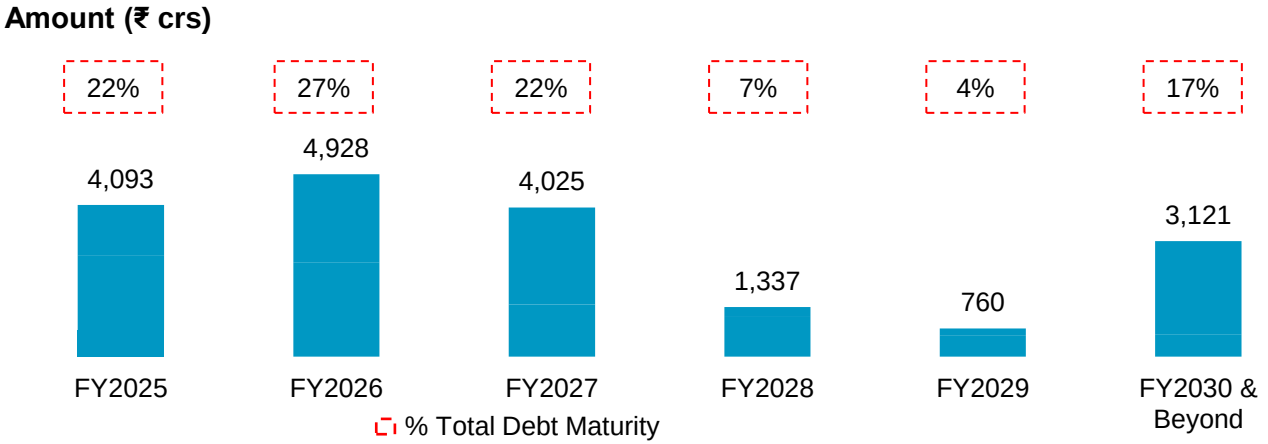

Note:
(1) Based on Net Debt to GAV. GAV considered per March 31, 2024, valuation of the portfolio (excluding ESTZ) undertaken by Ms. L. Anuradha, in conjunction with Independent property consultant review services undertaken by C&W. GAV of recently acquired ESTZ considered as per March 31, 2024, valuation undertaken by the same valuer and aggregated with the rest of the portfolio. Valuation exercise undertaken semi-annually

Ten Infrastructure-like Office Parks

Embassy Manyata
Bangalore (16.2 msf)

Embassy TechVillage
Bangalore (9.6 msf)

Embassy TechZone
Pune (5.5 msf)

Embassy Splendid TechZone
Chennai (5.0 msf)

Embassy Oxygen
Noida (3.3 msf)

Embassy GolfLinks
Bangalore (3.1 msf)

Embassy Quadron
Pune (1.9 msf)



Embassy Qubix
Pune (1.5 msf)

Embassy Galaxy
Noida (1.4 msf)

Embassy Business Hub
Bangalore (1.4 msf)

Note:
(1) Includes completed, under construction and proposed future development

Four Prime City-center Offices

Express Towers
Mumbai (0.5 msf)

FIFC
Mumbai (0.4 msf)

Embassy 247
Mumbai (1.2 msf)

Embassy One
Bangalore (0.3 msf)



Disclaimer

This presentation is issued by Embassy Office Parks Management Services Private Limited (the "**Manager**") in its capacity as the Manager of the Embassy Office Parks REIT ("**Embassy REIT**"), for general information purposes only, without regards to the specific objectives, financial situation or requirements of any particular person. This presentation may not be copied, published, distributed or transmitted, in whole or in part, for any purpose, and should not be construed as legal, tax, investment or other advice.

This presentation does not constitute a prospectus, placement document, offering circular or offering memorandum and is not an offer or invitation or recommendation or solicitation or inducement to buy or sell any units or other securities including any units or other securities of: (i) the Embassy REIT, its holdcos, SPVs and / or investment entities; or (ii) its Sponsors or any of the subsidiaries of the Sponsors or any member of the Sponsor Group; or (iii) the Manager; or (iv) the Trustee, nor shall part, or all, of this presentation form the basis of, or be relied on, in connection with, any contract or investment decision in relation to any securities.

Unless otherwise stated, the information contained herein is based on management information and estimates. The information contained herein is only current as of the date specified herein, has not been independently verified and may be subject to change without notice, our occupiers and the Indian and global economies. Please note that past performance is not indicative of future results. Please note that the recipient will not be updated in the event the information becomes stale. The Manager assumes no responsibility to publicly amend, modify or revise any forward-looking statements, on the basis of any subsequent development, information or events, or otherwise. The Manager, as such, makes no representation or warranty, express or implied, as to, and does not accept any responsibility or liability with respect to, the fairness, accuracy, completeness or correctness of the content including any information or opinions contained herein. Any opinions expressed in this presentation or the contents of this presentation are subject to change without notice. Neither the delivery of this presentation nor any further discussions of the Manager with any of the recipients shall, under any circumstances, create any implication that there has been no change in the affairs of the Embassy REIT since the date of this presentation.

This presentation also contains forward-looking statements based on the currently held beliefs, opinions and assumptions of the Manager. Forward-looking statements involve known and unknown risks, uncertainties and other factors, which may cause the actual results, financial condition, performance, or achievements of the Embassy REIT or industry results, to differ materially from the results, financial condition, performance or achievements expressed or implied by such forward-looking statements. Given these risks, uncertainties and other factors, our occupiers and the Indian and global economies, recipients of this presentation are cautioned not to place undue reliance on these forward-looking statements. The Manager disclaims any obligation to update these forward-looking statements to reflect future events or developments or the impact of events which cannot currently be ascertained. In addition to statements which are forward looking by reason of context, the words 'may', 'will', 'should', 'expects', 'plans', 'intends', 'anticipates', 'believes', 'estimates', 'predicts', 'potential' or 'continue' and similar expressions identify forward-looking statements. There can be no assurance that Embassy REIT will enter into any definitive arrangements for any of the acquisition deals in pipeline

Certain information (including any guidance and proforma information) presented herein is based on management information, assumptions and estimates and is not audited or reviewed by an auditor or based on GAAP, Ind AS or any other internationally accepted accounting principles. The reader should not consider such items as an alternative to the historical financial results or other indicators of the Embassy REIT's profit, cash flows or distribution based on any GAAP. Actual results may be materially different from the expectations expressed or implied by this information, and there can be no assurance that the expectations reflected in this information will prove to be correct.

By reading this presentation the recipient acknowledges that the recipient will be solely responsible for its own investigation, assessment and analysis of the market and the market position of the Embassy REIT and that the recipient will conduct its own analysis and be solely responsible for forming its own view of the potential future performance of the business of the Embassy REIT. This presentation may not be all inclusive and may not contain all of the information that the recipient considers material. The distribution of this presentation in certain jurisdictions may be restricted by law. Accordingly, any persons in possession of this presentation should inform themselves about and observe any such restrictions.

None of the Embassy REIT, the Manager, the Sponsors, the Sponsor Group or the Trustee or any of their respective affiliates, advisers or representatives accept any liability whatsoever for any loss howsoever arising from any information presented or contained in this presentation. Furthermore, no person is authorized to give any information or make any representation which is not contained in, or is inconsistent with, this presentation. Any such extraneous or inconsistent information or representation, if given or made, should not be relied upon as having being authorized by or on behalf of the Embassy REIT, its holdcos, SPVs and investment entities or the Manager. Investors are advised to consult their investment advisor before making an investment decision. This information should not be used or considered as financial or investment advice, recommendation or an offer for sale or a solicitation of any offer to buy any units or other securities of the Embassy REIT. This presentation and any of its contents do not provide for and should not be construed as any assurance or guarantee of returns or distribution to investors or the trading price of the units.

THIS PRESENTATION DOES NOT CONSTITUTE OR FORM ANY PART OF ANY OFFER, INVITATION OR RECOMMENDATION TO PURCHASE OR SUBSCRIBE FOR ANY UNITS OR OTHER SECURITIES IN INDIA, THE UNITED STATES OR ELSEWHERE.

EMBASSY REIT

CELEBRATING 5 YEARS

AS INDIA'S FIRST LISTED REIT

51.0 MSF TOTAL PORTFOLIO | 5 GATEWAY CITIES | 14 OFFICE PARKS | 258 BLUE CHIP OCCUPIERS

INVESTOR CONTACT:

Website: www.embassyofficeparks.com | **Email:** ir@embassyofficeparks.com | **Office:** +91 80 6935 4864